



PFI MEGA LIFE

MEGA PRIMA LINK FIXED INCOME FUND

FIXED INCOME UNIT LINK

Bloomberg Link: <https://www.bloomberg.com/quote/MEGPLFI:IJ>

February 26, 2021

Investment Objectives

Obtain a stable and sustainable investment value growth by trying to maintain investment value, through investment in fixed income securities (debt instruments or fixed income mutual funds) and money market securities.

About PFI Mega Life

Established in 2011, PT PFI Mega Life Insurance is a newly structured joint venture life insurance company which combines the global expertise of Prudential Financial Inc with the local market network of CT Corpora. PFI Mega Life offers an array of life insurance products which cater to a wide range of customers, from large entities to individuals.

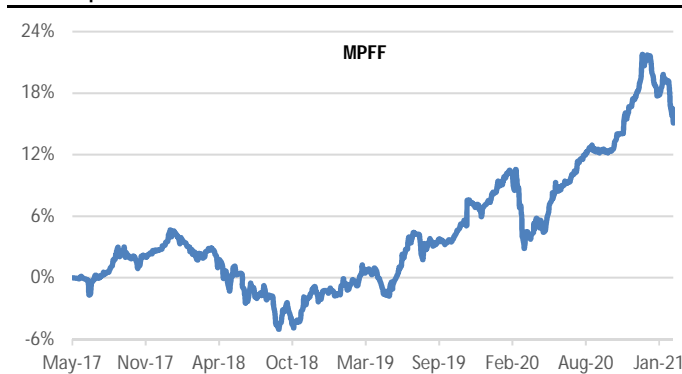
Investment Policy

Fixed Income / Fixed Income Mutual Funds	80% - 100%
Money Market	0% - 20%

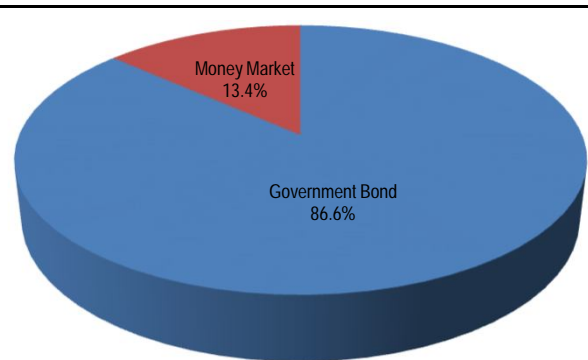
Debt Top Holdings in Portfolio (Alphabetical Order)

1. FR0068	5. FR0080
2. FR0072	6. FR0082
3. FR0075	7. FR0083
4. FR0079	8. FR0087

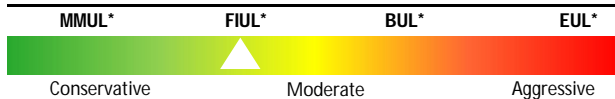
Since Inception Performance



Assets Allocation



Risk Profile



Money Market Unit Link (MMUL)

Fixed Income Unit Link (FIUL)

Balanced Unit Link (BUL)

Equity Unit Link (EUL)

Unit Link Information

Inception Date	May 30, 2017
Unit Link Type	Fixed Income
Assets Under Management	5,374,637,131.42
Total Unit Issued	4,670,074.16
Custodian Bank	CIMB Niaga
NAV / Unit	1,150.87
Currency	Rupiah
Management Fee Max.	1.50% p.a.
Custodian Fee Max.	0.25% p.a.

Investment Risks

- Risk of deteriorating economic and political conditions.
- Risk of decrease in investment value.
- Risk of liquidity.
- Risk of dissolution and liquidation.

Historical Performance

	1 Month	3 Months	6 Months	YTD	1 Year	3 Years	Since Inception	2020
Mega Prima Link Fixed Income Fund (MPPF)	-2.78%	-1.96%	2.29%	-5.26%	5.71%	12.53%	15.09%	13.28%
Peer Group Index*	-1.20%	-0.69%	2.40%	-1.91%	5.20%	14.34%	20.05%	8.99%
Peer Group Index Alpha	-1.58%	-1.27%	-0.11%	-3.36%	0.50%	-1.80%	-4.97%	4.28%
Benchmark**	-1.36%	-0.33%	3.93%	-1.98%	9.08%	24.99%	34.42%	13.86%
Benchmark Alpha	-1.42%	-1.63%	-1.64%	-3.29%	-3.37%	-12.45%	-19.33%	-0.58%

Notes: *. Fixed Income Fund Index (FIFI) ; **. 90% BINDO + 10% IDR 1Mo TD Rate Net

Disclaimer

This report is prepared by PT PFI Mega Life Insurance for informational purposes only and can not be used or used as a basis for offering or selling. This report is based on the circumstances that have occurred and has been carefully prepared by PT PFI Mega Life Insurance even though PT PFI Mega Life Insurance does not guarantee the accuracy or completeness of the report. PT PFI Mega Life Insurance and its officers or employees shall not be liable for any direct or indirect losses arising from any use of this report. Past performance does not reflect future performance. Prospective Investors must understand the risks of investing in Unit Link (Capital Market), therefore prospective Investors must read and understand the contents of Policy/Brochure before deciding to invest.

PT PFI MEGA LIFE INSURANCE

Jl. T.B. Simatupang Kav. 88, Pasar Minggu, Jakarta Selatan 12520
Phone +62 21 50812100, Fax. +62 21 50812121

